

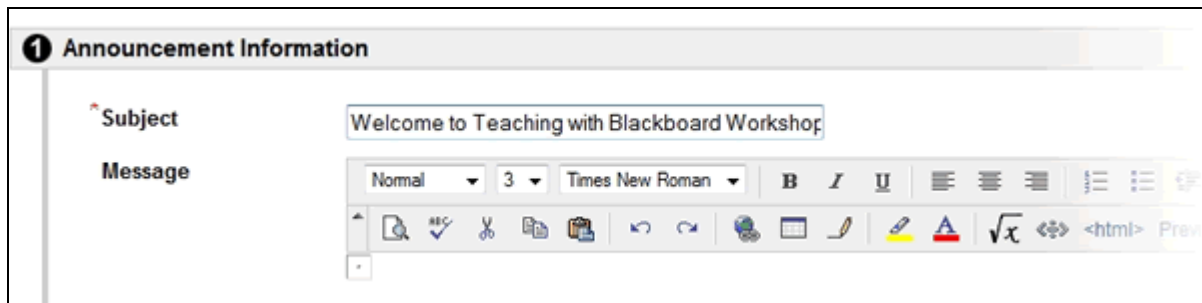
Blackboard Issues using Windows Vista with Internet Explorer 7

Windows Vista operating system is not compatible with Blackboard for the text box editor feature unless you follow the steps below. If you are using Windows XP and Internet Explorer 7 follow [these procedures](#).

Text Box Editor Problem

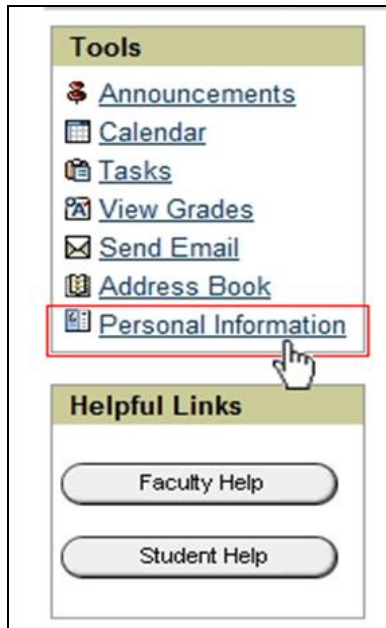
Visual text box editor used to enter announcements, discussion board or descriptions for assignments or files in general, does not seem to work with Internet Explorer 7 in Vista. Here's a screenshot of what you may see when trying to edit text with this editor:

Internet Explorer 7

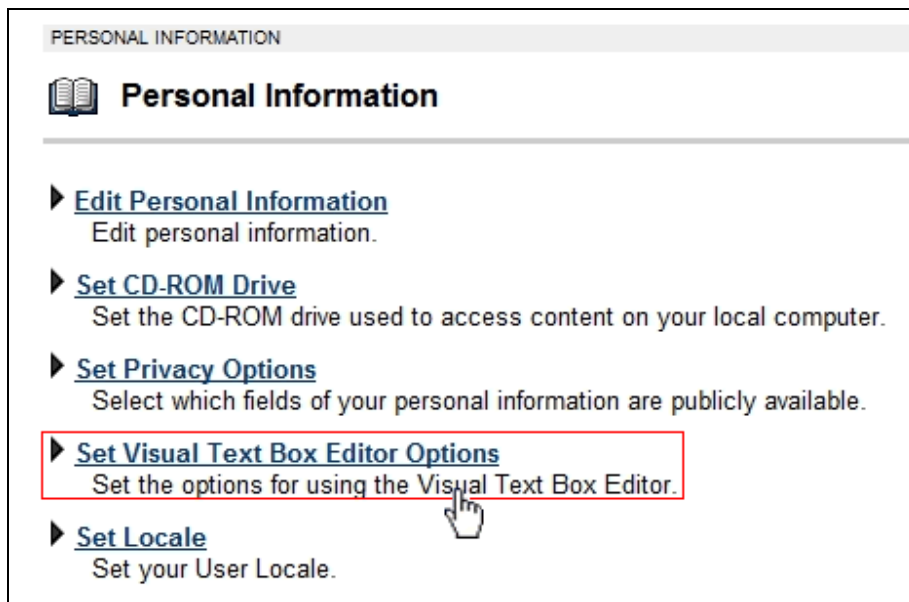


One way to fix this problem is disabling the Visual Text Editor in Personal Information Preferences under Tools Module.

1. On the **My Dickinson Tab** of your Blackboard, click on **Personal Information** in **Tools Module**.



2. Under **Personal Information** select **Set Visual Text Box Editor Options**.



3. In the next window, set the **Manage Visual Text Box** Availability to **Unavailable**. This will option will turn on the Simple Text Editor mode. Then select **Submit**.



Set Visual Text Box Editor Options

1 Manage Visual Text Box Editor

The Visual Text Box Editor can be made available or unavailable.

Set Availability Available Unavailable

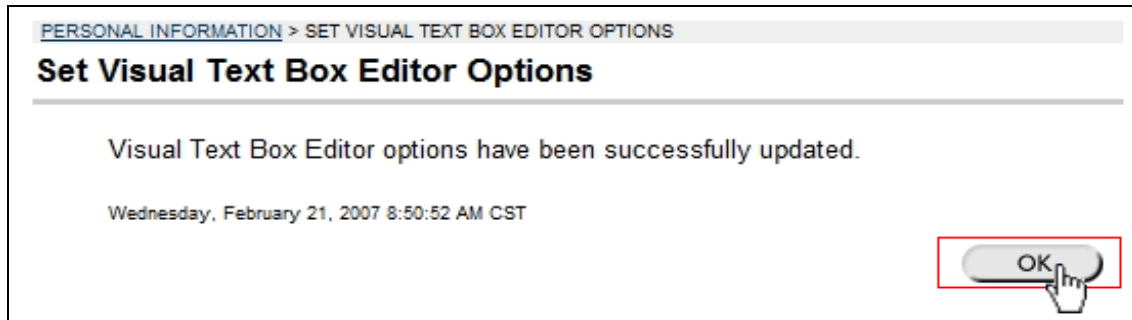
2 Submit

Click **Submit** to finish. Click **Cancel** to quit.

Cancel

Submit

4. Then click **OK**.



Now when you go to enter your text message in the text box field, the message box will appear.

